

Finding your way to and around...



Queen Alexandra Hospital



www.porthosp.nhs.uk

023 9228 6000

Large print version



A-Z of wards and departments

Ward/department	Level	Car park
Bereavement Services	A	Main entrance
Blood Tests	C	North
Breast Services	D	North
C5	C	Main entrance
Café	A	Main entrance
Cardiology	C	Main entrance
Chapel and Multifaith Room	A	Main entrance
Critical Care	E	Main entrance
D1, D2, D3, D4, D5, D6, D7, D8	D	Main entrance
Day Surgery	D	Main entrance
Diabetes and Endocrinology	C	North
Dietetics	D	Main entrance
Discharge Lounge	C	North
E1, E2, E3, E4, E6, E7, E8	E	Main entrance
Emergency Department	C	ED entrance (pay and display parking) / North
Endoscopy Unit	D	Main entrance
ENT	D	North
Eye Unit	B	North
F1, F2, F3, F4, F5, F6, F7	F	Main entrance
G1, G2, G3, G4, G5	G	Main entrance
Gynaecology Outpatients	D	North
Haematology and Oncology Centre	B	Main entrance
Haematology and Oncology Ward	F	Main entrance
Hearing Clinic	D	North
League of Friends	B	North
Maternity Unit	B	Main entrance
Medical and Surgical Assessment Unit	C	East Entrance (pay and display parking) / North
Medical Photography	C	North
Neonatal Intensive Care Unit	B	Main entrance
Neurophysiology	D	North

A-Z of wards and departments continued

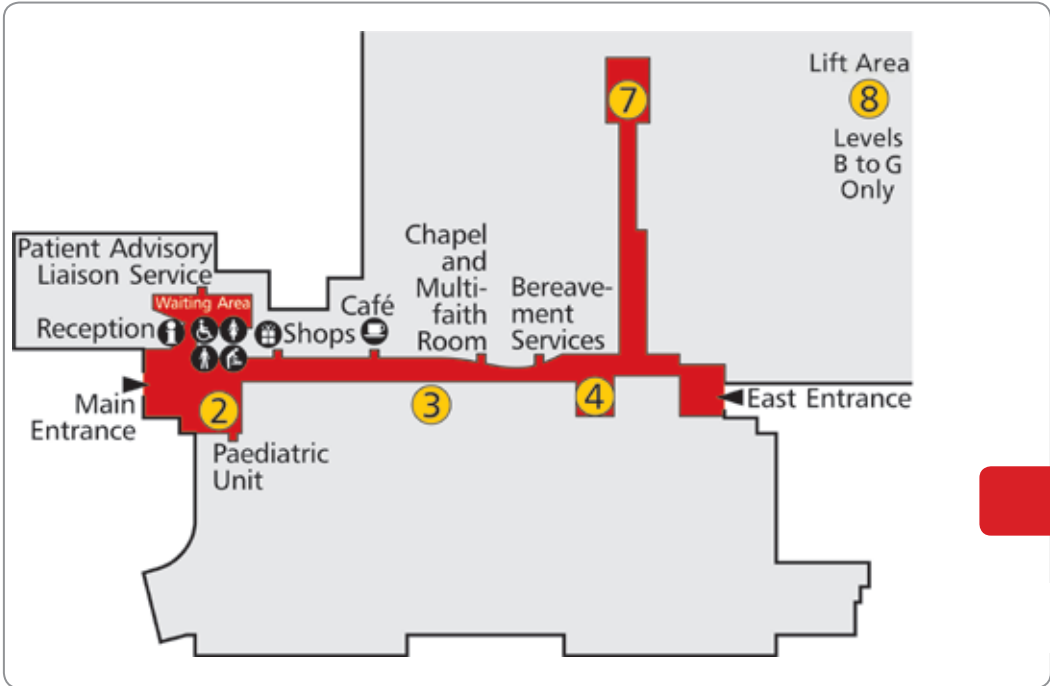
Ward/department	Level	Car park
Nuclear Medicine	C	North
Nutrition Nurse	D	Main entrance
Orthodontics and Maxillofacial	D	North
Orthopaedic and Fracture Clinic	C	North
Orthotics	C	North
Outpatients	C	North
Paediatric Emergency Department	C	ED entrance (pay and display parking) / North
Paediatric Unit	A	Main entrance
Patient Advisory Liaison Service	A	Main entrance
Pharmacy	C	North
Radiology Day Case Unit	C	North
Renal Unit	G	Main entrance
Respiratory Outpatients	C	North
Rheumatology Outpatients	C	North
Rocky Shop	C	North
Security	A	Main entrance
Shop	A	Main entrance
Surgical Outpatients	D	North
Theatre Admissions	E	Main entrance
Trust Headquarters	F	Main entrance
Urology Outpatients	D	North
Vascular Tests	C	Main entrance
X-ray and Scanning	C	Main entrance

Floor level maps

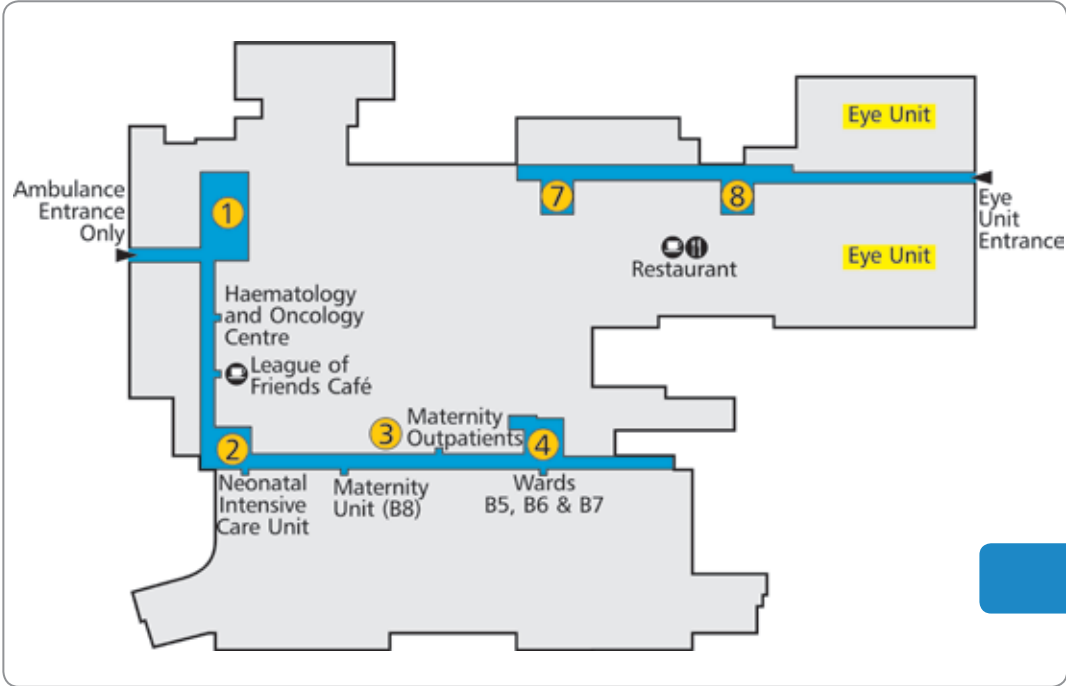
Finding your way around Queen Alexandra Hospital

The hospital building has seven levels and is divided into 'Lift Areas' (① - ⑧).

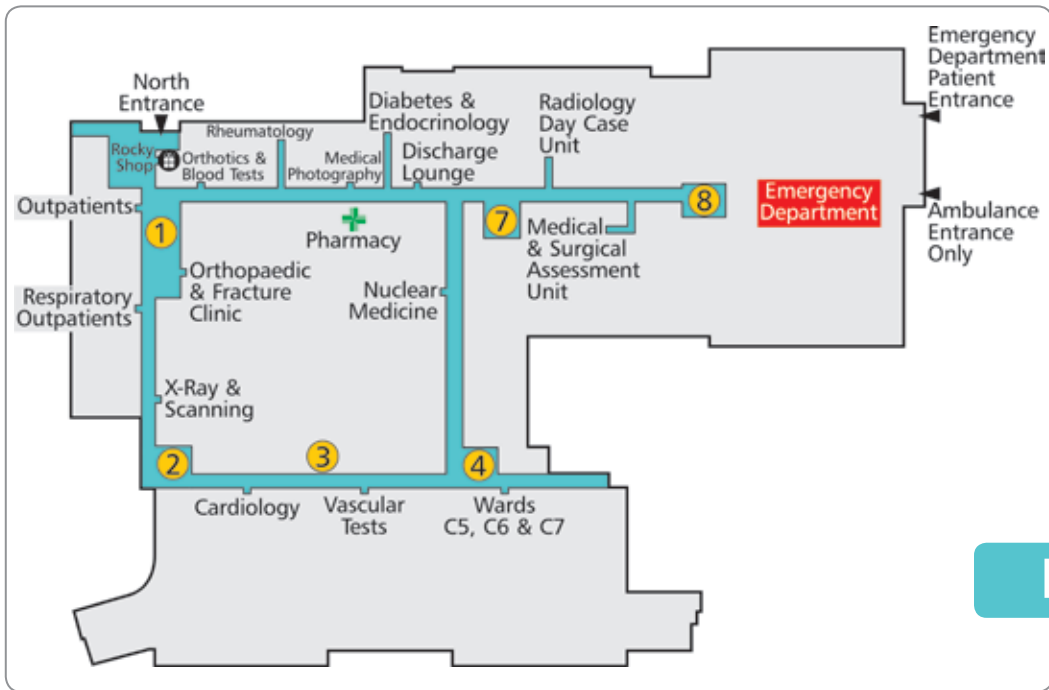
Each level is colour coded.
Find your ward or department in the A-Z list overleaf to work out the level you need.



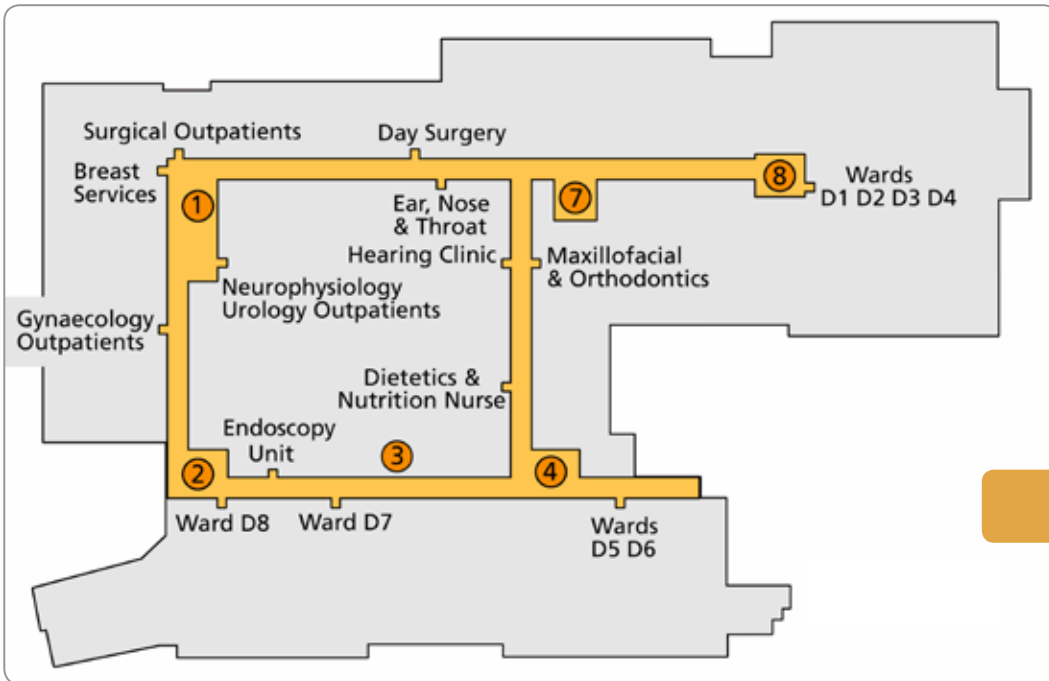
Level A



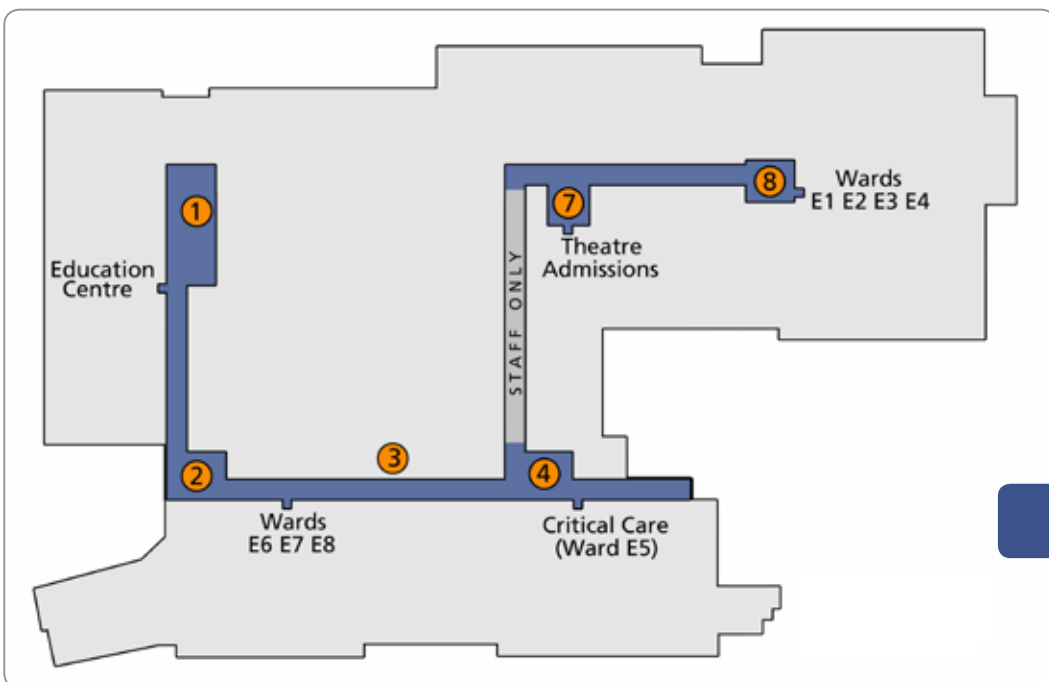
Level B



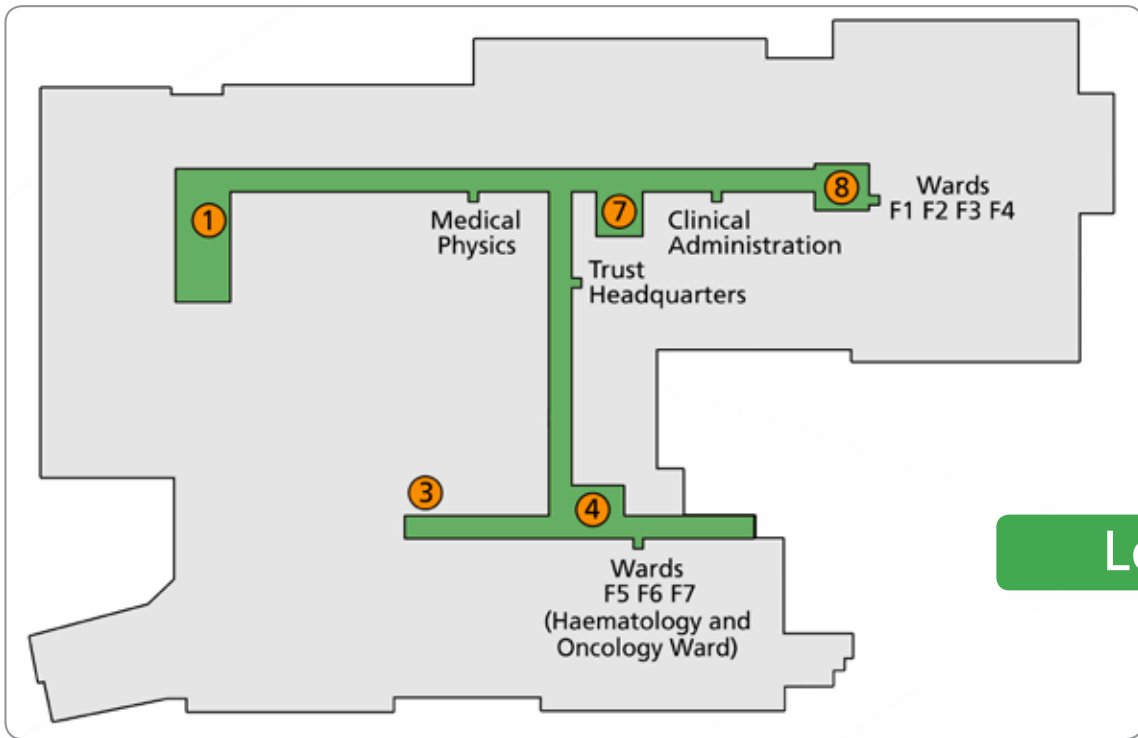
Level C



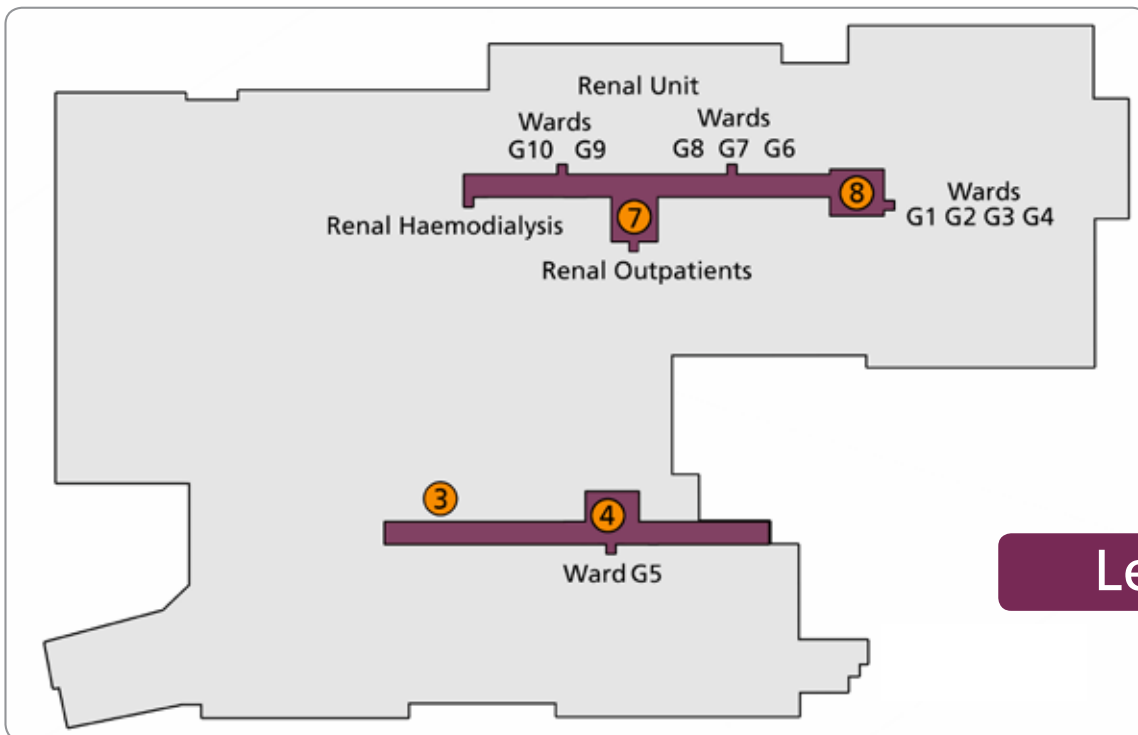
Level D



Level E

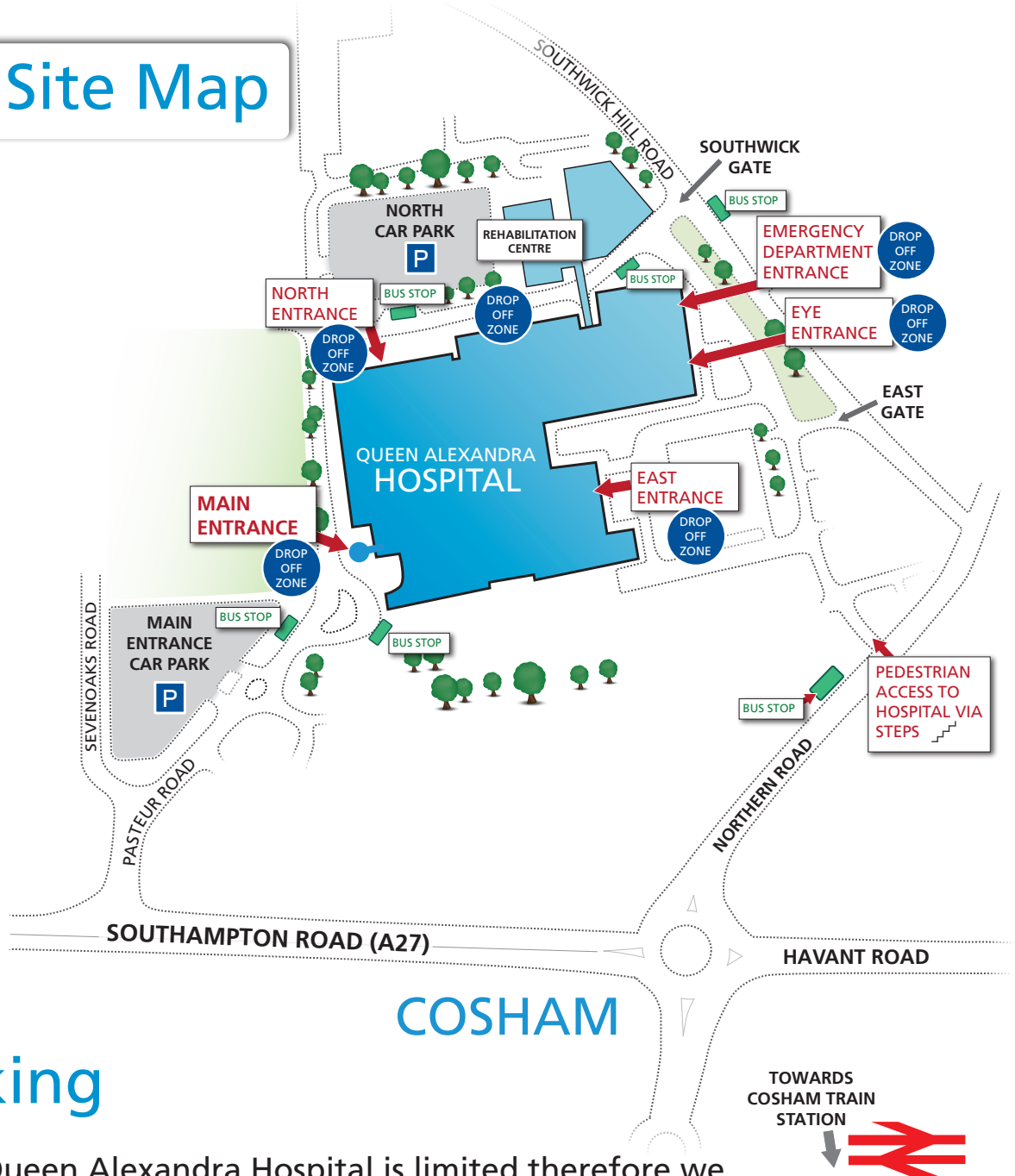


Level F



Level G


Hospital Site Map



Car parking


Car parking at Queen Alexandra Hospital is limited therefore we encourage staff and visitors to use alternatives to driving wherever possible. Please note there are disabled spaces and drop off and pick up points outside all entrances.

2 car parks / 664 parking spaces


There are two public car parks at the hospital, both are accessible via Southampton Road, Cosham (follow  signage).

Main entrance

(multi-storey – split for both public and staff parking)

Follow  signage to Queen Alexandra Hospital main entrance, then follow signs to the main entrance car park.

North entrance

Follow  signage to Queen Alexandra Hospital main entrance, then follow signs to the north car park.

Directions

By Road

From the West

Follow the M27 and exit at junction 12 (Cosham). At the traffic lights, follow the road straight ahead (Southampton Road) towards Cosham. Following signage, turn left at the 2nd set of traffic lights into Sevenoaks Road and turn right into the hospital main entrance.

From the East

Follow the A3M south and exit at Junction 5. At the roundabout take the 3rd exit marked Drayton/Cosham. Follow this road until you reach a roundabout (Cosham). Proceed straight across into Southampton Road. Following **H** signage, at the 1st set of traffic lights turn right into Sevenoaks Road and turn right into the hospital main entrance.

By Public Transport

By Bus

Services run frequently from Portsmouth city centre and surrounding areas, with some buses stopping within the hospital grounds and may be displayed on timetables as 'Queen Alexandra Hospital'. Other buses stop near the hospital and you should look for stops near 'Cosham' if possible. For further information contact www.firstgroup.com, www.stagecoachbus.com or www.traveline.org.uk or call 0871 2002233.

By Train

The nearest train station is 'Cosham'. This is approximately 10-15 minutes walk from Queen Alexandra Hospital however it is uphill and if you suffer from any condition where this may affect you we would recommend using a local taxi or bus (numbers 8 and 11A). For further information www.nationalrail.co.uk or phone 08457 48 49 50

Before your visit, please carefully check the location of your appointment.

Main switchboard number – 023 9228 6000

Patient and liaison service (PALS) - 0800 917 6039

www.porthosp.nhs.uk